



Organized by:



LANGUAGE: ENGLISH



LAPAROSCOPY WITH DR. BART VAN GOETHEM

Specialised course

3-4-5 MAY 2023

Speaker: Dr. Bart Van Goethem, DVM, PhD, Dipl. ECVS

DESCRIPTION

This **three day laparoscopy course** is designed to give participants the **necessary theoretical knowledge** but also the **required skills** to safely perform those procedures frequently encountered in veterinary practice.

Day 1 focusses on the **material and instruments** required for video-endoscopic surgery. This also includes the techniques of how to safely achieve hemostasis by electrosurgical energy devices, surgical ligation and stapling. The essential motory skills for laparoscopic surgery are trained in the afternoon on simulators.

On day 2 the **different techniques to access the abdomen** and **create a pneumoperitoneum** are discussed. **Laparoscopic ovariectomy**, the new golden standard for surgical sterilization, is the first practical technique learned. This is followed by the **laparoscopic-assisted** and **glove-port surgery techniques** for CEH and pyometra. In the afternoon access techniques and surgical procedures are practiced on models.

Day 3 extends the participants skill set by addressing additional surgical techniques such as **cryptorchidectomy**, **gastropexy**, **percutaneous cystoscopy**, and **cholecystectomy**. These procedures are again practiced in the afternoon on models.



WEDNESDAY 03rd MAY 2023

INTRODUCTION TO LAPAROSCOPY

TIME	LECTURES
08.30 - 09.00	Registration procedures and Welcome Coffee
09.00 - 09.45	Instrument introduction
09.45 - 10.30	Surgical room organisation
10.30 - 11.00	Coffee break
11.00 - 11.45	Energy-based laparoscopic hemostasis
11.45 - 12.30	Laparoscopic suturing and stapling
12.30 - 14.00	Lunch
14.00 - 18.00	Dry Lab: - Peg board exercises

Trainers:

Dr. **Bart Van Goethem**, DVM, PhD, Dipl. ECVS

Dr. **Filippo Cinti**, DVM, PhD, Dipl. ECVS, MRCVS

Dr. **Pietro Di Martino**, DVM, MS

Dr. **Matteo Gobbetti**, DVM, PhD






THURSDAY 04th MAY 2023

BIOPSY TECHNIQUES AND DIAGNOSTIC LAPAROSCOPY

TIME	LECTURES
08.30 - 09.00	Welcome Coffee
09.00 - 09.45	Abdominal entry techniques
09.45 - 10.30	Abdominal biopsies
10.30 - 11.00	Coffee break
11.00 - 12.00	Laparoscopic ovariectomy
12.00 - 12.30	Lap-assisted ovariohysterectomy
12.30 - 14.00	Lunch
14.00 - 18.00	Wet Lab: <ul style="list-style-type: none">- Pneumoperitoneum- Portal placement- Ovariectomy- Abdominal biopsies- Multi-port, single-port, and glove-port surgery- Lap-assisted ovariohysterectomy






FRIDAY 05th MAY 2023

OPERATIVE LAPAROSCOPY

TIME	LECTURES
08.30 - 09.00	Welcome Coffee
09.00 - 09.45	Cryptorchidectomy
09.45 - 10.30	Laparoscopic and laparo-assisted gastropexy
10.30 - 11.00	Coffee break
11.00 - 11.45	Percutaneous cystoscopic lithotomy (PCCL)
11.45 - 12.30	Laparoscopic cholecystectomy
12.30 - 14.00	Lunch
14.00 - 18.00	Wet Lab: <ul style="list-style-type: none">- Laparoscopic gastropexy- Laparoscopic-assisted gastropexy- Laparoscopic cholecystectomy- Percutaneous cystoscopy




BART VAN GOETHEM

DVM, PhD, Dipl. ECVS



Bart graduated from Ghent University (Belgium) in 1996. He initially spent 4 years working in his own general practice combined with a part-time function as surgical assistant at Ghent University. In 2001 he started an ECVS residency training at Utrecht University (the Netherlands). He then went to private practice and worked as a surgeon in different referral clinics. He returned to Ghent University in 2005, became diplomate of the ECVS in 2007, became head of soft tissue surgery clinics in 2009, and obtained a PHD at Utrecht University in 2016. His special interests are minimally invasive surgery, oncologic surgery, wound healing, respiratory surgery, and neurosurgery. He lectures national and international, has written articles and book chapters and acts as a reviewer for several national and international journals.



INFORMATION

COURSE FEE € 2.250 + VAT

within 23/04/2023 unless SOLD OUT



Grazie alla partnership con Soisy, puoi scegliere di pagare il corso in comode rate fino a 36 mesi.
Per informazioni scrivi a segreteria@unisvet.it

RESTRICTED ACCESS COURSE: MAX 14 PARTICIPANTS



UNISVET VENUE

Via Salvator Rosa 14, Milano



INFORMATION

- Registrations will close on the date indicated above, unless the maximum number of participants is reached before this deadline (SOLD OUT)
- In no case the registration fee will be refunded, not even a partial amount of it, except in case of cancellation of the course by Unisvet
- In the event that the participant, after having paid the registration fee, can no longer attend the course, he will still have to pay the entire contribution fee and the sums already paid cannot be refunded.

REGISTRATION WILL BE CONFIRMED IF

- You receive, within 2/3 weekdays, a **confirmation from UNISVET**; otherwise please contact our secretary office
- Followed, **in case of payment with wire transfer**, within 48 hours from the copy of the payment sent by fax (02 99983065) or e-mail (iscrizioni@unisvet.it); otherwise the registration will be cancelled as a matter of course with no further communications

REGISTRATION METHODS

- Registrations on our website www.unisvet.it on the webpage dedicated to the event
- Only Unisvet members can register for the course (Unisvet membership is free)



THE REGISTRATION ENTITLES TO

- Participate to the course
- Course proceeding
- Attendance certificate
- Technical material for practical sessions
- N. 21 SPC credits; only for Italian Vets
- Coffee Break and Easy Lunch



Please email to segreteria@unisvet.it for any food intolerance and special diets



CONTACTS

information: segreteria@unisvet.it

registration documents: iscrizioni@unisvet.it

website: www.unisvet.it

telephone: 02 89073858

fax: 02 99983065

Organized by:



Vers.15/09/2022