



Organizzato da: **BMC**
BYBLIS MEDICAL CONFERENCE

UNISVET
UNIONE ITALIANA SOCIETÀ VETERINARIE

UNISVET 2-YEAR POST-GRADUATE TRAINING PROGRAM IN COMPANION ANIMAL INTERNAL MEDICINE

2022-2024
MILAN, ITALY

CO-DIRECTORS:

Dr. Carolina Callegari
DVM, Dipl. ECVIM-CA (Internal Medicine)

Dr. Chiara Leo
DVM, MSc, FHEA, Dipl. ACVIM (Oncology), Dipl. ECVIM-CA (Oncology)

Dr. Federico Porporato
DVM, MRCVS, Dipl. ECVIM-CA (Internal Medicine)





About VETCEE

The VetCEE was established in September 2014. Founding members of VetCEE is the European Association of Establishments of Veterinary Education (EAEVE), the European Board of Veterinary Specialisation (EBVS), the Federation of Veterinarians of Europe (FVE) and the Union of European Veterinary Practitioners (UEVP).

VetCEE proposes a Standard with general requirements for middle-tier level veterinary programmes (post-graduate programmes between graduate and specialist level). The Standard is complemented by six - so far - Dossiers of Competences in different fields of veterinary medicine.



VetCEE is an independent organisation with international statutes.

VetCEE was established in 2014 with the aim to facilitate recognition of post-graduate qualifications of veterinarians received through continuous professional development. It provides the base for facilitating recognition of those qualifications across Europe to enhance mobility of the veterinary profession within EU and beyond.

VetCEE mission is:

- to establish and harmonise minimum standards for postgraduate professional development programmes designed for veterinarians. These programmes could be species and/or discipline specific;
- To evaluate and approve new and existing programmes according to the established standards;

- to promote mutual recognition for postgraduate professional development programmes in the different areas of the veterinary profession throughout Europe.

Further information: <https://vetcee.fve.org/>

Modules

PRE-MASTER DAY - 10 April 2022
PRESENTATION OF THE UNISVET 2-YEAR POST
GRADUATE TRAINING PROGRAM

MODULE 1 - 11-15 April 2022
CLINICAL MANAGEMENT AND COMMUNICATION +
NEUROLOGY SESSION

MODULE 2 - 4-8 July 2022
URINARY

MODULE 3 - 28 November - 2 December 2022
HAEMATOLOGY/ IMMUNOLOGY

MODULE 4 - 13-17 March 2023
ENDOCRINOLOGY, REPRODUCTION AND
NEONATOLOGY

MODULE 5 - 3-7 July 2023
GASTROENTEROLOGY

MODULE 6 - 20-24 November 2023
RESPIRATORY SYSTEM

MODULE 7 - 4-8 March 2024
CARDIOLOGY + PRACTICAL SESSIONS

LANGUAGE: ENGLISH 



INTRODUCTION

Univet is proud to present the first VETCEE approved programme in companion animal internal medicine in Italy!

ECTS: 30
EQF: 7



The quality of this programme is recognized across Europe.

AIMS AND OBJECTIVES

The aim of this 2-year course is to offer to veterinary practitioners a **high level postgraduate program** in small animal internal medicine, that could help veterinarians in shaping their knowledge and successfully applying it in practice, in order to provide the best care to their patients.

QUANTITY OF EDUCATION

The UNISVET 2-year Post Graduate Training Program in Companion Animal Internal Medicine consists in **30 ECTS** (European Credit Transfer System) units of learning, distributed between **direct teaching, practical teaching, self-directed learning, case logs and assignments** for a total amount of 750 hours.

LEVEL

The UNISVET 2-year Post Graduate Training Program in Companion Animal Internal Medicine is meant to fill a gap between the graduation and the Colleges specialists' level and it is meant to be **classified as EQF Level 7 by VetCee** (higher than graduation level but lower than European Diplomate Specialist Boards) as from the standards and dossier of competences created by the VetCEE Board, which includes knowledge, skills and competences as such defined:

Knowledge

- **Understand** and apply a scientific and problem-based approach to the companion animal internal medicine patient.
- **Demonstrate** a thorough understanding of the differential lists for main medical conditions.
- **Identify** the correct diagnostic decisions that will lead to the correct diagnosis
- **Be able to search and understand** the most appropriate evidence-based scientific literature regarding a specific condition.
- **Reflect and propose** the most adequate diagnostic/staging algorithm applicable to the patient once a diagnosis is reached.
- **Demonstrate knowledge** regarding the most recent and evidence-based therapies related to a specific condition.

Skills

- Be able to assess **complex internal medicine patients** using a problembased approach.
- List the **most probable differential diagnosis**, plan an **adequate diagnostic algorithm** and **therapeutical plan** for complex internal medicine cases.
- Feel confident in interpreting **laboratory results** and **main imaging tests**
- Be able to **auscultate a patient**, interpret an **ECG**
- Be able to perform a **neurological and ophthalmologic exam**
- Be able to obtain adequate **cytological samples** and be able to distinguish between the main conditions (inflammation vs cancer)
- Understand and offer an **appropriate staging plan** for cancer patient, demonstrate basic knowledge of main cancer types
- Apply original and critical thinking regarding the **scientific literature**





Competences

- Demonstrate **independent learning** ability required for continuing professional development in a manner that may be largely self- directed or autonomous.
- Demonstrate **self-direction** and originality in tackling and solving problems and act autonomously in planning and implementing tasks in the relevant professional area of work.
- **Perform independently** and accept responsibility at a professional level.

SCOPE

The UNISVET 2-year Post Graduate Training Program in Companion Animal Internal Medicine is intended to equip candidates with the general key skills that are required for an experienced companion animal practitioner who may be in sole charge of delivering high quality first opinion veterinary care. Those skills will include both management of cases within the first opinion practice, and during and after referral where specialists' input is indicated. Basic anesthesia emergency, imaging, electrophysiology, cytology knowledge will be provided before moving forward to a deeper learning of general diagnostic principles and clinical problem solving skills applied to small animal internal medicine.

At the end of the course the candidate should be familiar with the diagnosis and treatment of the **most commonly encountered diseases** seen in first opinion practice.

MODULARISATION

The UNISVET 2-year Post Graduate Training Program in Companion Animal Internal Medicine will be divided in 6 core modules divided as shown below:

Core Module 1	Professional key skills	
Core Module 2	Clinical management and communications	
Core Module 3	Analgesia and anesthesia	
Core Module 4	Emergency and supportive care	
Core Module 5	Diagnostic imaging/ electrophysiology	
Core Module 6	Medicine: knowledge, decision making and skills applied to:	<ul style="list-style-type: none">CardiologyDermatologyHematology-ImmunologyEndocrinology, reproduction and neonatologyGastroenterologyInfectious diseasesNeurologyNutritionOncologyOphthalmologyRespiratory systemUrinary system

ENROLLMENT IN PROGRAMS PRE-REQUISITES

Candidates for the UNISVET 2-year Post Graduate Training Program in Companion Animal Internal Medicine should be **familiar with the basic principles of internal medicine** and should be practicing in small animal medicine for at least **2 years after graduation**. A **motivational letter and curriculum vitae** will be required. Moreover, a **preliminary online nominal test** will be carried out for candidates for participating to the Post Graduate Training Program consisting in **20 multiple choice questions (MCQ)**: a minimum of 60% of correct answers will be necessary for accessing the course within a given time. In case the number of candidates will exceed the course capacity, a rank of candidates with the higher scores will be selected.

ATTENDANCE

A minimum mandatory attendance of 75% of the direct teaching (frontal lessons and practical teaching) will be required as well as 80% of the indirect teaching (self-directed learning, case logs and assignments) in order to obtain the UNISVET 2-year Post Graduate Training Program in Companion Animal Internal Medicine certificate.

ASSESSMENT

Throughout the UNISVET 2-year Post Graduate Training Program in Companion Animal Internal Medicine course, the students are responsible for keeping and completing training records which the Master directors will check every 12 months.

The practical training records consist in keeping logs of the cases that the participants have independently managed in their practices. The log should include **AT LEAST 1 case** per each core module.

The training records should demonstrate the ability that the student has acquired during the master course of recognizing a specific disease, suggesting and performing the correct tests for diagnosing it, suggesting the relevant therapy for the patient and writing a consistent and appropriate report of the case.





The case log will include, at the end of the course, of a total of at least 8 cases. The course directors will correct the case log of each module and a score will be given. The score and comments will be communicated to the participants at the end of the teaching year.

A minimum score of 25 will be considered sufficient for demonstrating to have acquired the necessary skills for successfully managing an internal medicine patient.

PARTICIPANTS' ASSESSMENT

Different types of evaluations will be prepared to assess student's progress and learning.

• Direct teaching (frontal and web lectures)

Inter-module **multiple choice questions tests** will be provided at the end of each module, concomitantly to the beginning of the new one, in order to allow the student to have time to study all materials, including self-directed learning material.

• Self-directed learning

Papers and books: where expected, 5 relevant papers or a book chapter will be indicated, according to the specific topic.

Journal clubs: Journal club sessions of 1-hour duration (intended as a web meeting) will take place, on different topics. Chosen papers will be read and summarized by a couple of participants (according to the established rotation), which will present them during the web meeting.

The mandatory participation corresponds to 50% of all web meetings

Obligatory final examination: at the end of the 2-year course the participants will be asked, in order to obtain the Unisvet 2-year post-graduate training program in companion animals internal medicine certificate, to complete and successfully pass a final synoptic assessment approved and supervised by the independent **evaluation board of the University of Padua**.

UNISVET 2-YEAR POST-GRADUATE TRAINING PROGRAM IN COMPANION ANIMALS INTERNAL MEDICINE CERTIFICATE

To obtain the certificate the participant must:

- Collect a case-log with at least 8 cases which have deemed satisfactory
- Record at least 50% of participation to web meetings
- Record at least 75% of participation to direct teaching
- Successfully pass at least 60% of the inter-module MCQs tests
- Successfully pass the final MCQs test



Course Directors



Dr. Carolina Callegari

DVM, Dipl. ECVIM-CA (Internal Medicine)



Dr. Chiara Leo

DVM, MSc, FHEA, Dipl. ACVIM (Oncology), MRCVS



Dr. Federico Porporato

DVM, Dipl. ECVIM-CA (Internal Medicine)



Invited Speakers

Prof. Luca Aresu

DVM, PhD

Prof. Tony Glaus

DVM, PhD, Dipl. ACVIM (SAIM), Dipl. ECVIM-CA

Dr. Michela Beccaglia

DVM, PhD, Dipl. ECAR

Dr. Robert Goggs

BVSc, PhD, Dipl. ACVECC, Dipl. ECVECC

Dr. Jerome Benoit

DVM, Dipl. ACVR (Radiation Onc) Dipl. ECVDI,
MRCVS

Dr. Claudia Iannucci

DVM, Dipl. ACVECC, Dipl. ECVECC

Dr. Chiara Bergamino

DVM, Dipl. ECVDI, MRCVS

Dr. Hans Kooistra

DVM, PhD, Dipl. ECVIM-CA

Dr. Elisa Silvia Colombo

Psicologa e Psicoterapeuta

Dr. Federica Marchesotti

DVM, Dipl. ECVIM-CA (Cardiology)

Dr. Sara Corradini

DVM, Dipl. ECVIM-CA (Internal Medicine)

Dr. Lorenzo Mari

DVM, Dipl. ECVN, MRCVS

Dr. Stefano Cortellini

DVM, Dipl. ACVECC, Dipl. ECVECC, FHEA, MRCVS

Dr. Gerard McLauchlan

BVMS, Dipl. ECVIM-CA, MRCVS, FHEA

Dr. Angela Fadda

DVM, Dr. Med. Vet., Dipl. ECVN, PhD, MRCVS

Dr. Bjorn Meij

DVM, PhD, Dipl. ECVS

Dr. Filippo Ferri

DVM, MRCVS, Dipl. ECVIM-CA (Internal Medicine)

Dr. Melania Moioli

DVM, Dr. Med. Vet., PhD, Dipl. ECVDI, MRCVS

Dr. Valentina Fiorbianco

DVM, PhD

Dr. Martina Mosing

DVM, Dipl. ECVAA

Dr. Thierry Francey

DVM, Dipl. ACVIM (SAIM), Dipl. ECVIM-CA

Dr. Riccardo Orlandi

DVM, PhD, Dipl. ECAR





Prof. Saverio Paltrinieri

DVM, PhD, Dipl. ECVCP

Dr. Tommaso Rosati

DVM, Dipl. ACVECC

Dr. Matteo Petini

DVM, Dipl. ECVIM-CA (Internal Medicine)

Dr. Fabia Scarampella

DVM, MSc, Dipl. ECVD

Dr. Valentina Piola

DVM, Dipl. ECVDI, MRCVS

Dr. Paolo Silvestrini

DVM, SPCAA, MSc, PhD, FHEA, Dipl. ECVIM-CA (Internal Medicine), MRCVS

Dr. Eleonora Piseddu

DVM, Dip.ECVCP, MRCVS

Dr. Giacomo Stanzani

DVM, Dipl. ACVECC, Dipl. ECVECC, MRCVS

Dr. Martina Piviani

DVM, SPCAA, MSc, Dipl. ACVP

Dr. Gert ter Haar

DVM, PhD, Dipl. ECVS

Dr. Andrea Pratesi

DVM, SPCAA, MSc, Dipl. ACVP

Prof. Luciano Tranquandi

Management speaker and consultant, University professor, Independent researcher.

Dr. Fabio Procoli

DMV, MVetMed, Dipl. ACVIM, Dipl. ECVIM-CA (Internal Medicine), MRCVS

Dr. Penny Watson

DVM, MA, CertVR, DSAM, Dipl. ECVIM, MRCVS, President of the Executive Committee of ECVIM-CA

Prof. Liviana Prola

DVM, PhD, Dipl. ECVCN

Dr. Antonella Rampazzo

DVM, Phd, Dipl. ECVO

Prof. Giovanni Re

DVM, PhD, Dipl. ECVPT

Dr. Elodie Roels

DVM MSc PhD Dip.ECVIM-CA ,MRCVS



CLINICAL MANAGEMENT AND COMMUNICATION + NEUROLOGY SESSION



FRONTAL LECTURES

Dr. Elisa Silvia Colombo Dr. Lorenzo Mari
Dr. Angela Fadda Prof. Luciano Traquandi
Dr. Chiara Leo

PRE-MASTER DAY

10 April 2022

Registration procedures and Welcome coffee	15.00 - 15.30
Presentation of the Vetcee Master course structure	15.30 - 16.00
Master Course indirect and self learning system	16.00 - 16.30
Master Course assessment and verification system	16.30 - 17.00
Practical examples of "Home work" journal clubs	17.00 - 17.30

DAY 1

11 April 2022

Registration procedures	08.30 - 09.00
Principles of good communication - Part 1	09.00 - 10.00
Principles of good communication - Part 2	10.00 - 11.00
Coffee break	11.00 - 11.30
Principles of good case management: understanding and obtaining a comprehensive clinical history, reporting treatment plans and results	11.30 - 12.30
Communicating history to a specialist colleague and report on progress and results to owners. Continuity of case management	12.30 - 13.30
Lunch	13.30 - 15.00
Principles of good client communication: how to give bad news	15.00 - 16.00
Principles of good client management: when it's time to say goodbye	16.00 - 17.00
Break	17.00 - 17.30
The concept of emotional fatigue: how to deal with it in the veterinary profession	17.30 - 18.30



DAY 2

12 April 2022

Registration procedures	08.30 - 09.00
Principles of good client management: money and difficult clients can be an issue!	09.00 - 10.00
Principles of good client management: money and difficult clients can be an issue!	10.00 - 11.00
Coffee break	11.00 - 11.30
Fostering good team-work: common mistakes and tips to solve them	11.30 - 12.30
Fostering good team-work: common mistakes and tips to solve them	12.30 - 13.30
Lunch	13.30 - 15.00
Interpersonal relationship for a good human climate – leader vs. employee	15.00 - 16.00
Interpersonal relationship for a good human climate – leader vs. employee	16.00 - 17.00
Break	17.00 - 17.30
The art of giving negative feedbacks	17.30 - 18.30

DAY 3

13 April 2022

Registration procedures	08.30 - 09.00
The neurologic examination	09.00 - 10.00
Neuroanatomical localization	10.00 - 11.00
Coffee break	11.00 - 11.30
Differential diagnosis of a paretic/plegic patient	11.30 - 12.30
Peripheral syndromes	12.30 - 13.30
Lunch	13.30 - 15.00
How to differentiate a neurologic patient from an orthopaedic one	15.00 - 16.00
Eye and urinary bladder anatomy and innervation	16.00 - 17.00
Break	17.00 - 17.30
Autonomic dysfunction (Eye, bladder)	17.30 - 18.30



MODULE 1

10-15 April 2022

DAY 4

14 April 2022

Registration procedures	08.30 - 09.00
The epileptic patient, 1st part	09.00 - 10.00
The epileptic patient, 2nd part	10.00 - 11.00
Coffee break	11.00 - 11.30
Prosencephalic and brainstem syndromes: clinical presentation and differential diagnosis	11.30 - 12.30
Tumors of the nervous system	12.30 - 13.30
Lunch	13.30 - 15.00
Myopathies and Neuropathies	15.00 - 16.00
MUO, 1st part	16.00 - 17.00
Break	17.00 - 17.30
MUO, 2nd part Tetanus and botulism	17.30 - 18.30

DAY 5

15 April 2022

Registration procedures	08.30 - 09.00
Infectious diseases of the nervous system	09.00 - 10.00
Tetanus and botulism	10.00 - 11.00
Coffee break	11.00 - 11.30
Vestibular syndrome and cerebellar disorders	11.30 - 12.30
Degenerative conditions of the nervous system	12.30 - 13.30
Lunch	13.30 - 15.00
Disorders mimicking epilepsy and tremors	15.00 - 16.00
Cerebrovascular accidents	16.00 - 17.00
Break	17.00 - 17.30
Neurology in clinical practice: localize the neurologic origin of a lesion and csf tap	17.30 - 18.30



ON DEMAND LECTURES

Dr. Angela Fadda
Dr. Valentina Fiorbianco
Dr. Martina Mosing
Dr. Giacomo Stanzani

KNOWLEDGE ON SAFE AND CORRECT DISPOSAL OF WASTE	1 HOUR
KNOWLEDGE ON EFFECTIVE INFECTION CONTROL MEASURES AND PROPHYLACTIC TREATMENTS - HYGIENE	2 HOURS
ANAESTHESIA FOR DIAGNOSTIC IMAGING (CT & MRI) WITH SPECIAL FOCUS ON NEUROLOGIC PATIENTS	1 HOUR
HOW TO SEDATE AND TREAT THE PAINFUL AND STRESSED PATIENT (FOR MINOR PROCEDURES AND / OR DURING THE HOSPITAL STAY) AND OUR NEW ENEMY: SEROTONIN SYNDROME	1 HOUR
FLUID THERAPY: HOW, WHAT AND WHEN, 1ST PART	1 HOUR
FLUID THERAPY: HOW, WHAT AND WHEN, 2ND PART	1 HOUR
ELECTROMYOGRAPHY	1 HOUR



URINARY



FRONTAL LECTURES

Dr. Luca Aresu
Dr. Chiara Bergamino
Dr. Thierry Francey
Dr. Claudia Iannucci
Dr. Gerard McLauchlan
Dr. Chiara Leo

Dr. Riccardo Orlandi
Dr. Saverio Paltrinieri
Dr. Federico Porporato
Dr. Andrea Pratesi
Dr. Liviana Prola

DAY 1

4 July 2022

Registration procedures	08.30 - 09.00
Blood analysis in the renal patient	09.00 - 10.00
Urinalysis, is that important?	10.00 - 11.00
Coffee break	11.00 - 11.30
Acute kidney insufficiency: etiopathogenesis, clinical presentation and differences with chronic insufficiency	11.30 - 12.30
Renal toxicosis	12.30 - 13.30
Lunch	13.30 - 15.00
Leptospirosis	15.00 - 16.00
Medical treatment for acute renal insufficiency	16.00 - 17.00
Break	17.00 - 17.30
Fanconi syndrome and renal tubular acidosis	17.30 - 18.30



5 July 2022

DAY 2

Registration procedures	08.30 - 09.00
Haemodialysis, 1st part	09.00 - 10.00
Haemodialysis, 2nd part	10.00 - 11.00
Coffee break	11.00 - 11.30
Haemodialysis, 3rd part	11.30 - 12.30
Chronic kidney disease: etiopathogenesis, clinical signs e diagnosis	12.30 - 13.30
Lunch	13.30 - 15.00
Chronic kidney disease: treatment and follow-up	15.00 - 16.00
Renal hematuria	16.00 - 17.00
Break	17.00 - 17.30
Nutrition in urinary disorders	17.30 - 18.30

DAY 3

6 July 2022

Registration procedures	08.30 - 09.00
Glomerulopathies: aetiologies and clinical presentation	09.00 - 10.00
Glomerulopathies: treatment and prognosis	10.00 - 11.00
Coffee break	11.00 - 11.30
Leishmaniasis, 1st part	11.30 - 12.30
Leishmaniasis, 2nd part	12.30 - 13.30
Lunch	13.30 - 15.00
Urinary incontinence: from clinical signs through differential diagnosis	15.00 - 16.00
Urethral sfincter mechanism incompetence (USMI)	16.00 - 17.00
Break	17.00 - 17.30
Urolithiasis	17.30 - 18.30



MODULE 2

4-8 July 2022

DAY 4

7 July 2022

Registration procedures	08.30 - 09.00
FLUDT	09.00 - 10.00
Endoscopy of the urinary tract, 1st part	10.00 - 11.00
Coffee break	11.00 - 11.30
Endoscopy of the urinary tract, 2nd part	11.30 - 12.30
Ectopic urethers	12.30 - 13.30
Lunch	13.30 - 15.00
Ureteral obstructions	15.00 - 16.00
Ureteral bypass, ureteral stent	16.00 - 17.00
Break	17.00 - 17.30
Prostate: prostatitis, prostatic abscess, cysts, hyperplasia	17.30 - 18.30

DAY 5

8 July 2022

Registration procedures	08.30 - 09.00
Renal neoplasm	09.00 - 10.00
Prostatic and urinary bladder neoplasms	10.00 - 11.00
Coffee break	11.00 - 11.30
Uroabdomen - VIA VIDEOCONFERENCE	11.30 - 12.30
X rays, ultrasound and CT of the urinary tract	12.30 - 13.30
Lunch	13.30 - 15.00
X rays and ultrasound of the urinary tract in practice	15.00 - 16.00
Urinary catheter in male and female, urethral disrupt in dogs and cats, nephrostomy	16.00 - 17.00





ON DEMAND LECTURES

Dr. Stefano Cortellini
Dr. Martina Mosing
Dr. Tommaso Rosati
Dr. Fabia Scarpella



Anaesthesia in the patient with renal insufficiency	1 HOUR
Locoregional anaesthesia	1 HOUR
Sedative combinations for tranquilisation for minor procedures or restraint	1 HOUR
Shock	1 HOUR
Sepsis	1 HOUR
MODS	1 HOUR
Critical illness-related corticosteroid insufficiency (CIRCI)	1 HOUR
How to perform a dermatologic examination	2 HOUR
Dermatological patterns and differential diagnosis	1 HOUR
Atopic dermatitis	2 HOURS



HAEMATOLOGY/ IMMUNOLOGY



FRONTAL LECTURES

Dr. Robert Goggs
Dr. Karen Humm
Dr. Claudia Iannucci
Dr. Chiara Leo

Dr. Matteo Petini
Dr. Martina Piviani
Dr. Paolo Silvestrini

DAY 1



28 November 2022

Registration procedures	08.30 - 09.00
Transfusion Medicine, 1st part	09.00 - 10.00
Transfusion Medicine, 2nd part	10.00 - 11.00
Coffee break	11.00 - 11.30
Transfusion Medicine, 3rd part	11.30 - 12.30
How to read a blood smear, theory (RBC and platelets)	12.30 - 13.30
Lunch	13.30 - 15.00
How to read a blood smear, practice (RBC and platelets)	15.00 - 16.00
How to read a blood smear, theory (WBC)	16.00 - 17.00
Break	17.00 - 17.30
How to read a blood smear, practice (WBC)	17.30 - 18.30





DAY 2

29 November 2022

Registration procedures		08.30 - 09.00
Immunosuppressant therapies		09.00 - 10.00
Immunomediate haemolytic anaemias (causes and clinical presentation)		10.00 - 11.00
Coffee break		11.00 - 11.30
Immunomediate haemolytic anaemias (therapy and prognosis)		11.30 - 12.30
Non-regenerative anaemias (differential diagnosis and iron status assessment)		12.30 - 13.30
Lunch		13.30 - 15.00
Coagulation: primary, secondary and tertiary hemostasis VIA VIDEOCONFERENCE		15.00 - 16.00
Coagulation: methods for measuring it, including TEG or similar VIA VIDEOCONFERENCE		16.00 - 17.00
Break		17.00 - 17.30
Thrombocytopenia: differential diagnosis, diagnostic approach, therapy)		17.30 - 18.30

DAY 3

30 November 2022

Registration procedures		08.30 - 09.00
FeLV		09.00 - 10.00
FIV		10.00 - 11.00
Coffee break		11.00 - 11.30
Ehrlichia and Anaplasma		11.30 - 12.30
Lyme disease		12.30 - 13.30
Lunch		13.30 - 15.00
DIC - VIA VIDEOCONFERENCE		15.00 - 16.00
Thrombosis - VIA VIDEOCONFERENCE		16.00 - 17.00
Break		17.00 - 17.30
Hepatozoon		17.30 - 18.30



MODULE 3

28 November - 2 December 2022

DAY 4

1 December 2022

Registration procedures	08.30 - 09.00
Babesia, Mycoplasma, Cytauxzoon	09.00 - 10.00
Bartonella spp. in dogs and cats	10.00 - 11.00
Coffee break	11.00 - 11.30
Erythrocytosis	11.30 - 12.30
Myelodysplasia, 1st part	12.30 - 13.30
Lunch	13.30 - 15.00
Myelodysplasia, 2nd part	15.00 - 16.00
Leukaemia	16.00 - 17.00
Break	17.00 - 17.30
Multicentric lymphoma	17.30 - 18.30

DAY 5

2 December 2022

Registration procedures	08.30 - 09.00
Plasmacytoma	09.00 - 10.00
Mast cell tumour	10.00 - 11.00
Coffee break	11.00 - 11.30
Canine polyarthritis: physiopathogenesis, clinical signs and diagnostic approach	11.30 - 12.30
Canine polyarthritis: treatment, prognosis and follow-up	12.30 - 13.30



ON DEMAND LECTURES

Dr. Chiara Leo
Dr. Martina Piviani
Dr. Fabia Scarampella
Dr. Antonella Rampazzo

The fundus of a normal eye and its alteration during hypertension or systemic	1 HOUR
Uveitis	1 HOUR
Testicular tumours	1 HOUR
Chemotherapy principles, adverse events and management of the oncology patient	1 HOUR
Neoplastic/paraneoplastic skin disorders (including a cytology session)	2 HOUR
How to prepare a correct slide for cytology	1 HOUR
Bases of oncologic cytology	1 HOUR
Hemangiosarcoma	1 HOUR
Soft tissue sarcoma	1 HOUR
Histiocytic disorders	1 HOUR



ENDOCRINOLOGY, REPRODUCTION AND NEONATOLOGY



FRONTAL LECTURES

Dr. Jerome Benoit
Dr. Sara Corradini
Dr. Filippo Ferri
Dr. Hans Kooistra
Dr. Bjorn Meij

Dr. Chiara Leo
Dr. Federico Porporato
Dr. Liviana Prola
Dr. Tommaso Rosati
Dr. Simona Vincenti

DAY 1

13 March 2023

Registration procedures	08.30 - 09.00
Physiopathogenesis of diabetes mellitus in dogs and cats	09.00 - 10.00
Diagnosis of diabetes mellitus and possible differential diagnosis	10.00 - 11.00
Coffee break	11.00 - 11.30
Treatment of diabetes mellitus: from insulin to dietary managementc, 1st part	11.30 - 12.30
Treatment of diabetes mellitus: from insulin to dietary managementc, 2nd part	12.30 - 13.30
Lunch	13.30 - 15.00
Monitoring of diabetes mellitus	15.00 - 16.00
Clinical cases	16.00 - 17.00
Break	17.00 - 17.30
Patient management in diabetic ketoacidosis and hyperosmolar syndrome	17.30 - 18.30



14 March 2023

DAY 2

Registration procedures	08.30 - 09.00
Feline hyperaldosteronism: aetiology and clinical presentation	09.00 - 10.00
Feline hyperaldosteronism: diagnosis and treatment	10.00 - 11.00
Coffee break	11.00 - 11.30
Hyperthyroidism: from the visit to the diagnosis, with laboratory tests and diagnostic imaging	11.30 - 12.30
Treatment options for the hyperthyroid patient	12.30 - 13.30
Lunch	13.30 - 15.00
Hypothyroidism: etiology and clinical presentation, 1st part	15.00 - 16.00
Hypothyroidism: etiology and clinical presentation, 2nd part	16.00 - 17.00
Break	17.00 - 17.30
Hypertension: organ damage, causes and treatment	17.30 - 18.30

15 March 2023

DAY 3

Registration procedures	08.30 - 09.00
Thyroid masses: what to do, step by step	09.00 - 10.00
Approach to polyuria and polydipsia	10.00 - 11.00
Coffee break	11.00 - 11.30
Hyperadrenocorticism: aetiology and clinical presentation	11.30 - 12.30
Hyperadrenocorticism: diagnosis	12.30 - 13.30
Lunch	13.30 - 15.00
Medical management and monitoring of hyperadrenocorticism	15.00 - 16.00
Unusual forms of hyperadrenocorticism	16.00 - 17.00
Break	17.00 - 17.30
Feline hyperadrenocorticism	17.30 - 18.30





MODULE 4

13-17 March 2023

DAY 4

16 March 2023

Registration procedures		08.30 - 09.00
Pituitary tumor from the surgeon point of view VIA VIDEOCONFERENCE		09.00 - 10.00
Pituitary tumor from the radiotherapist point of view VIA VIDEOCONFERENCE		10.00 - 11.00
Coffee break		11.00 - 11.30
Pheochromocytoma: aetiology and clinical presentation		11.30 - 12.30
Pheochromocytoma: diagnosis and treatment		12.30 - 13.30
Lunch		13.30 - 15.00
Hypoadrenocorticism: aetiology and clinical presentation		15.00 - 16.00
Hypoadrenocorticism: diagnosis and treatment		16.00 - 17.00
Break		17.00 - 17.30
Clinical Cases		17.30 - 18.30

DAY 5

17 March 2023

Registration procedures		08.30 - 09.00
Adrenalectomy		09.00 - 10.00
PTH disorders: hypo and hyperparathyroidism		10.00 - 11.00
Coffee break		11.00 - 11.30
Secondary nutritional hyperparathyroidism		11.30 - 12.30
Insulinoma, gastrinoma and glucagonoma		12.30 - 13.30
Lunch		13.30 - 15.00
Hormones test interpretation		15.00 - 16.00
Hormones test interpretation		16.00 - 17.00



ON DEMAND LECTURES

Dr. Michela Beccaglia
Dr. Chiara Leo
Dr. Martina Mosing
Dr. Riccardo Orlandi
Dr. Fabia Scarpella

Dermatological problems related to endocrinopathies and differential diagnosis	2 HOURS
Updates on anaesthesia maintenance	1 HOUR
Dystocia	1 HOUR
Contraception and pregnancy termination	1 HOUR
Cystic endometrial hyperplasia and Pyometra	1 HOUR
Care of the neonate and fading pups	1 HOUR
Mammary tumours	1 HOUR



GASTROENTEROLOGY



FRONTAL LECTURES

Dr. Penny Watson	Dr. Fabio Procoli
Dr. Gerard McLauchlan	Dr. Tommaso Rosati
Dr. Chiara Leo	Dr. Paolo Silvestrini
Dr. Eleonora Piseddu	Dr. Fabia Scarampella
Dr. Federico Porporato	Dr. Alice Tamborini

DAY 1

3 July 2023

Registration procedures	08.30 - 09.00
Laboratory alterations in the hepatopathic patient	09.00 - 10.00
Canine and feline congenital liver disease	10.00 - 11.00
Coffee break	11.00 - 11.30
Porto-systemic shunt: post-operative management	11.30 - 12.30
Coagulation disorders in the hepatopathic patient	12.30 - 13.30
Lunch	13.30 - 15.00
Acute hepatitis	15.00 - 16.00
Chronic hepatitis	16.00 - 17.00
Break	17.00 - 17.30
Liver cytology and histopathology: a first approach	17.30 - 18.30



4 July 2023

DAY 2

Registration procedures	08.30 - 09.00
Feline cholangitis	09.00 - 10.00
Callbladder dismotility - VIA VIDEOCONFERENCE	10.00 - 11.00
Coffee break	11.00 - 11.30
Vacuolar hepatopathies and amyloidosis	11.30 - 12.30
Amyloidosis	12.30 - 13.30
Lunch	13.30 - 15.00
Major hepatic neoplasms of dogs and cats, 1st part	15.00 - 16.00
Major hepatic neoplasms of dogs and cats, 2nd part	16.00 - 17.00
Break	17.00 - 17.30
Hepatocutaneous syndrome	17.30 - 18.30



DAY 3

5 July 2023

Registration procedures	08.30 - 09.00
Pancreatitis: acute and chronic (diagnosis)	09.00 - 10.00
Pancreatitis: acute and chronic (treatment)	10.00 - 11.00
Coffee break	11.00 - 12.00
EHBDO - VIA VIDEOCONFERENCE	11.30 - 12.30
Exocrine pancreatic insufficiency	12.30 - 13.30
Lunch	13.30 - 15.00
Enteral and parenteral nutrition in the critical patient	15.00 - 16.00
Dysphagia PT1	16.00 - 17.00
Break	17.00 - 17.30
Dysphagia PT2	17.30 - 18.30





MODULE 5

3-7 July 2023

DAY 4

6 July 2023

Registration procedures	08.30 - 09.00
Protein losing enteropathy	09.00 - 10.00
Gut microbiome	10.00 - 11.00
Coffee break	11.00 - 11.30
Antibiotic responsive diarrhoea	11.30 - 12.30
Fibre/Diet responsive diarrhoea	12.30 - 13.30
Lunch	13.30 - 15.00
Inflammatory bowel disease (IBD)	15.00 - 16.00
infectious enteritis, 1st part	16.00 - 17.00
Break	17.00 - 17.30
infectious enteritis, 2nd part	17.30 - 18.30

DAY 5

7 July 2023

Registration procedures	08.30 - 09.00
Parvovirus infection	09.00 - 10.00
Feline alimentary lymphoma	10.00 - 11.00
Coffee break	11.00 - 11.30
Major canine gastrointestinal neoplasms	11.30 - 12.30
Gastroenteric endoscopy, 1st part	12.30 - 13.30
Lunch	13.30 - 15.00
Gastroenteric endoscopy, 2nd part	15.00 - 16.00
Clinical cases	16.00 - 17.00



ON DEMAND LECTURES

Dr. Melania Moioli
Dr. Martina Mosing



Anaesthesia in patient with hepatic insufficiency	1 HOUR
Pathophysiology of pain and basic management of maladaptive pain	1 HOUR
Analgesia for acute pain with focus on gastrointestinal / pancreatic problems	1 HOUR
X rays of the abdomen, 1st part	1 HOUR
X rays of the abdomen, 2nd part	1 HOUR
Abdominal ultrasound (stomach, bowel)	1 HOUR
Abdominal ultrasound (liver, pancreas)	1 HOUR



RESPIRATORY SYSTEM



FRONTAL LECTURES

Dr. Chiara Bergamino
Dr. Gert ter Haar
Dr. Chiara Leo

Dr. Elodie Roels
Dr. Giacomo Stanzani

DAY 1

20 November 2023

Registration procedures	08.30 - 09.00
Unilateral and bilateral rhinitis (foreign body, tumor, aspergillus, oronasal fistula, chronic nonspecific rhinitis)	09.00 - 10.00
Nasopharyngeal abnormalities (polyp, tumor, stenosis)	10.00 - 11.00
Coffee break	11.00 - 11.30
Brachycephalic obstructive airway syndrome, 1st part	11.30 - 12.30
Brachycephalic obstructive airway syndrome, 2nd part	12.30 - 13.30
Lunch	13.30 - 15.00
Laryngeal diseases	15.00 - 16.00
Tracheal diseases	16.00 - 17.00
Break	17.00 - 17.30
Diagnostic work up of the upper airways (X-ray, CT, endoscopy)	17.30 - 18.30



21 November 2023

DAY 2

Registration procedures	08.30 - 09.00
Aspergillosis	09.00 - 10.00
Upper respiratory tract and ribs tumors	10.00 - 11.00
Coffee break	11.00 - 11.30
Pneumonia: etiopathogenesis, clinical presentation, diagnosis	11.30 - 12.30
Pneumonia: treatment and follow-up	12.30 - 13.30
Lunch	13.30 - 15.00
Angiostrongylus vasorum	15.00 - 16.00
Other pulmonary parasites	16.00 - 17.00
Break	17.00 - 17.30
Rare-underdiagnosed diseases (e.g. ciliary dyskinesia)	17.30 - 18.30

22 November 2023

DAY 3

Registration procedures	08.30 - 09.00
Pulmonary fibrosis	09.00 - 10.00
Pulmonary thromboembolism	10.00 - 11.00
Coffee break	11.00 - 11.30
Surgical pulmonary disease (emphysema, lobe torsion)	11.30 - 12.30
Major feline pulmonary neoplasms	12.30 - 13.30
Lunch	13.30 - 15.00
Major canine pulmonary neoplasms	15.00 - 16.00
Major mediastinal neoplasms	16.00 - 17.00
Break	17.00 - 17.30
Chylothorax: diagnostic approach and treatment	17.30 - 18.30



MODULE 6

20-24 November 2023

DAY 4

23 November 2023

Registration procedures	08.30 - 09.00
Pyothorax: diagnostic approach and treatment	09.00 - 10.00
Feline infectious peritonitis: an overview	10.00 - 11.00
Coffee break	11.00 - 11.30
Feline asthma	11.30 - 12.30
Broncheal diseases	12.30 - 13.30
Lunch	13.30 - 15.00
Thoracic X rays in the respiratory patient	15.00 - 16.00
Thoracic X rays, in the respiratory patient (practice)	16.00 - 17.00
Break	17.00 - 17.30
Thoracic ultrasound in emergency (T-fast)	17.30 - 18.30

DAY 5

24 November 2023

Registration procedures	08.30 - 09.00
Acute respiratory distress syndrome (ARDS)	09.00 - 10.00
Arterial gas analysis: diagnostic utility and interpretation	10.00 - 11.00
Coffee break	11.00 - 11.30
Respiratory emergencies in practice (tracheostomy, tracheal tubes, thoracocentesis, thoracic drainage)	11.30 - 12.30
Oxygen therapy: when, how and why	12.30 - 13.30



ON DEMAND LECTURES

Dr. Martina Mosing
Prof. Giovanni Re



Antibiotics	1 HOUR
Controlled mechanical ventilation and manual ventilation	1 HOUR
Special anaesthesia monitoring with focus on respiratory monitoring	1 HOUR
Mortality in veterinary anaesthesia	1 HOUR



CARDIOLOGY AND PRACTICAL SESSIONS



FRONTAL LECTURES

Dr. Stefano Cortellini

Dr. Valentina Piola

Dr. Tony Glaus

Dr. Andrea Pratesi

Dr. Federica Marchesotti

DAY 1

4 March 2024

Registration procedures	08.30 - 09.00
Left-right shunts (PDA, VSD, ASD)	09.00 - 10.00
Right-left shunts	10.00 - 11.00
Coffee break	11.00 - 11.30
Canine chronic valvular heart disease	11.30 - 12.30
Cardiogenic pulmonary oedema: how to recognize and how to treat it	13.00 - 14.00
Lunch	13.30 - 15.00
Aortic stenosis	15.00 - 16.00
Pulmonary thromboembolism	16.00 - 17.00
Break	17.00 - 17.30
Pulmonary stenosis	17.30 - 18.30



DAY 2

5 March 2024

Registration procedures	08.30 - 09.00
Right heart failure, 2nd part (clinical manifestation and treatment)	09.00 - 10.00
Dilated cardiomyopathy	10.00 - 11.00
Coffee break	11.00 - 11.30
Arrhythmogenic right ventricular cardiomyopathy	11.30 - 12.30
Pulmonary hypertension	13.00 - 14.00
Lunch	13.30 - 15.00
Heartworm disease	15.00 - 16.00
Endocarditis	16.00 - 17.00
Break	17.00 - 17.30
Myocarditis	17.30 - 18.30

DAY 3

6 March 2024

Registration procedures	08.30 - 09.00
Feline cardiomyopathies	09.00 - 10.00
Arterial thromboembolism	10.00 - 11.00
Coffee break	11.00 - 11.30
Heart tumours (hemangiosarcoma)	11.30 - 12.30
Heart tumours (chemodectoma)	13.00 - 14.00
Lunch	13.30 - 15.00
Thoracic X rays, from the cardiac point of view - 1st part	15.00 - 16.00
Thoracic X rays, from the cardiac point of view - 2nd part	16.00 - 17.00
Break	17.00 - 17.30
Thoracic X rays in practice	17.30 - 18.30



MODULE 7

4-8 March 2024

DAY 4

7 March 2024

Registration procedures	08.30 - 09.00
Echocardiography: the bases and the emergency key points	09.00 - 10.00
Drugs 1	10.00 - 11.00
Coffee break	11.00 - 11.30
Drugs 2	11.30 - 12.30
Drugs 3	13.00 - 14.00
Lunch	13.30 - 15.00
PRACTICAL SESSION: Cardiopulmonary resuscitation	15.00 - 16.00
PRACTICAL SESSION: Cardiopulmonary resuscitation	16.00 - 18.00

DAY 5 - PRACTICAL SESSION

8 March 2024

Registration procedures	08.30 - 09.00
ECG and RX in practice - GROUP 1 Practical session - GROUP 2	09.00 - 11.00
Coffee break	11.00 - 11.30
ECG and RX in practice - GROUP 1 Practical session - GROUP 2	11.30 - 12.30
Lunch	13.30 - 15.00
ECG and RX in practice - GROUP 2 Practical session - GROUP 1	15.00 - 16.30
Break	16.30 - 17.00
ECG and RX in practice - GROUP 2 Practical session - GROUP 1	17.00 - 18.30



ON DEMAND LECTURES

Dr. Stefano Cortellini
Dr. Martina Mosing
Dr. Tommaso Rosati

Anaesthesia in the cardiopathic patient	1 HOUR
ECC	7 HOUR
Acid-base balance and venous gas analysis	1 HOUR
How to approach a critical patient	1 HOUR
Approach to patients in anaphylactic shock	1 HOUR
Hypothermia - an underestimated problem in the perioperative period	1 HOUR
Non-invasive ventilation and pathophysiology of long term ventilation	1 HOUR

Information



REGISTRATION AFTER COMPLETION OF AN ADMISSION TEST AND RATIFICATION OF THE CONTRACT

Course Fee:

€ 12.500 VAT excluded

€ 5.000 + VAT immediately at the registration that must be made within 10/03/2022

€ 5.000 + VAT - 2ND payment within 10/12/2022

€ 2.500 + VAT - 3RD payment within 10/06/2023

THIS IS A RESTRICTED ACCESS COURSE WITH A MAXIMUM NUMBER OF 40 PARTICIPANTS

In case of renunciation of participation, the sums already paid will not be reimbursed and the whole amount due must be paid.

Registration:

Only UNISVET members can register for the course

To become a member, register at www.unisvet.it (Unisvet membership is free)

THE REGISTRATION ENTITLES TO:

PARTICIPATE TO THE COURSE AND JOURNAL CLUB

ON-DEMAND LECTURES

COURSE PROCEEDINGS

ATTENDANCE CERTIFICATE

BRUNCH AND COFFEE BREAKS

Please email to segreteria@unisvet.it for any food intolerance and special diets

Contacts:

e-mail: segreteria@unisvet.it

website: www.unisvet.it



Admission Test

ENROLLMENT IN PROGRAMS PRE-REQUISITES

Candidates for the UNISVET 2-year Post Graduate Training Program in Companion Animal Internal Medicine **should be familiar with the basic principles of internal medicine** and should be practicing in small animal medicine for at **least 2 years after graduation**.

SELECTION AND ADMISSION

The selection process involves the evaluation of the following elements in order to draw up the final ranking:

- Admission test results
- Curriculum vitae
- Motivational letter

REGISTRATION METHODS

Test registration must be done online no later than **10th March 2022**.

To register, the candidate must:

1. Log in with the credentials to the page dedicated to the admission test
2. Make the payment of **€ 50.00 + VAT** contribution.
3. Send within 48 hours to iscrizioni@unisvet.it the Curriculum Vitae together with a motivational letter.

The payment of the admission test registration fee must be carried out within 48 hours after the registration form, under penalty of exclusion.

In case of admission to the UNISVET 2-year Post Graduate Training Program in Companion Animal Internal Medicine, this amount will be deducted from the first installment.

In case of non-admission or renunciation, the fee will not be reimbursed.

For payments made by bank transfer it is also necessary to send a copy of the same by e-mail to iscrizioni@unisvet.it

TEST PROCEDURE

The test will take place **online on 18th March 2022** at a time chosen by the candidate from 9.00 to 19.00 Italian local time (CET) and will last approximately 30 minutes.

It consists in **20 multiple choice questions** (MCQs): a minimum of 60% of correct answers will be necessary for accessing the course.

The candidate will receive by e-mail the instructions and the link from which it will be possible to access the dedicated platform.

The test results will be communicated via email on **23rd March 2022**.

In case the number of candidates will exceed the course capacity, a rank of candidates with the higher scores will be selected.

Candidates who, on the basis of the number of available places, are winners in the ranking list must register for the UNISVET 2-year Post Graduate Training Program in Companion Animal Internal Medicine, by sending the contract they will receive by e-mail, within **25th March 2022** and pay the fee registration of **€ 4.950 + VAT within 1st April 2022**.

VENUE:

DoubleTree by Hilton Hotel Milan
Via Ludovico di Breme 77, Milano - Italy

Spazio Eventi Unisvet
Via Salvator Rosa 14, Milano - Italy

INFO: segreteria@unisvet.it

WWW.UNISVET.IT

Organizzato da:

BMC
BYBLIS MEDICAL CONFERENCE

